

Viewing Requested Charts

Overview







- 1 [Overview](#)
- 2 [Viewing Requested Charts](#)

This guide provides a brief overview on viewing Requested Charts from within the Medical-Objects Explorer (Meridian).







If you require any assistance with the installation or configuration, or if you have any questions, please contact the Medical-Objects Helpdesk on (07) 5456 6000.

Viewing Requested Charts

In the Patient's Window, the Requested Charts Folder displays the number of Charts that have been requested by Doctors within the Practice.

Patients	
 Query	0
 Unreviewed Results	1
 Further Review	1
 Requested Charts	1
 Decision Support	0
 Reports created	0

To view the list of Patient's Charts that have been requested, click on the Requested Charts Folder.

Patients	
 Query	0
 Unreviewed Results	1
 Further Review	1
 Requested Charts	1
SMITH, JOHN	
 Decision Support	0
 Reports created	0

For information on marking requested charts as reviewed, Please see [this guide](#).