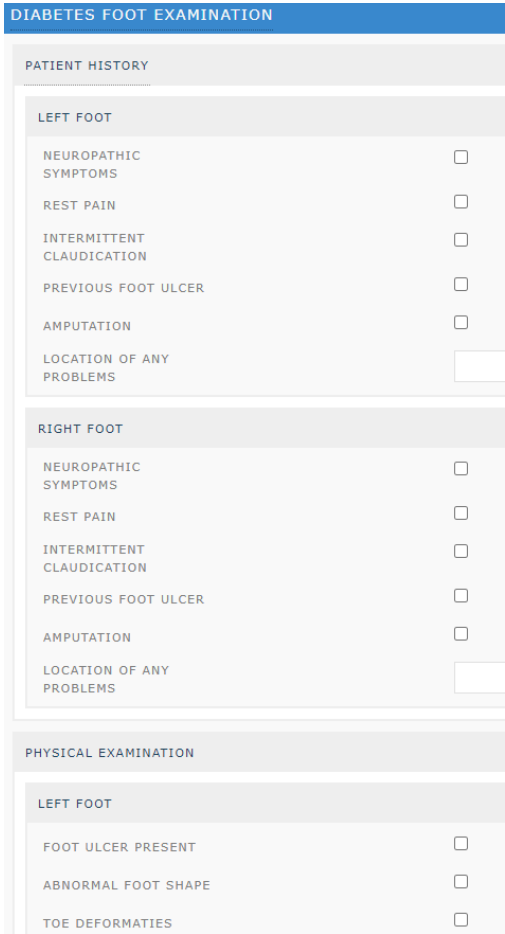



Diabetes Foot Examination

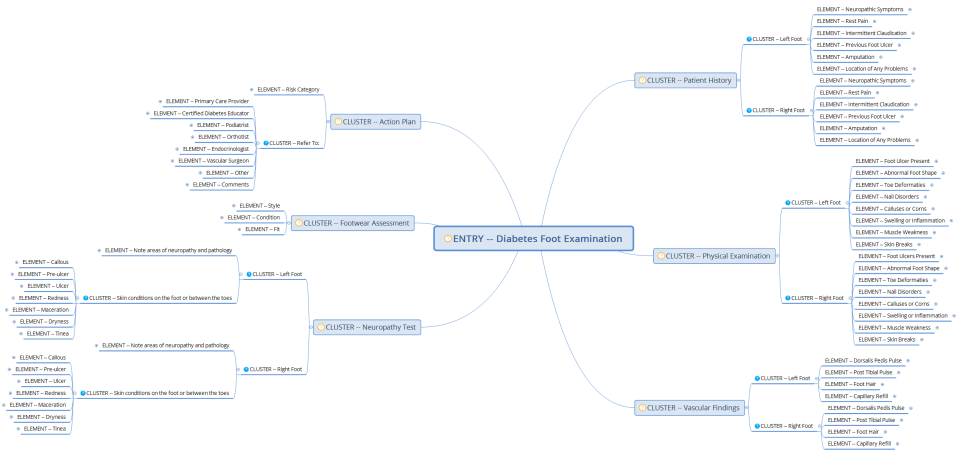
If you're interested in this clinical form for use in Explorer Online please [get in touch](#).

| | |
|----------------------------|---|
| Archetype Name | Diabetes Foot Examination |
| Clinical Area(s) | Physiotherapy, Podiatry |
| Description of Use | A diabetic foot exam checks people with diabetes for infection, injury, and bone abnormalities. |
| Availability | Yes, full access in Explorer Online |
| Explorer Online Screenshot |  |

Report Preview

| Mrs Patient Marie TEST  | | | | Born 12-Dec-1990 (31y) Gender Female 31y at the time of observation | |
|--|--------------------------------------|---------------------|---------------------|--|--|
| Address 12 Demo Street MAROOCHYDORE QLD 4558 | | Phone (07)54566000 | | Medicare No 4608688371/1 | |
| Specimen | Lab No | Request Date | Effective Date | Generated Date | |
| | 86280499-F00A-462F-A985-15029493AACB | 14/10/2022 11:39 AM | 14/10/2022 11:39 AM | 14/10/2022 11:39 AM | |
| Diabetes Foot Examination (E DAY) | | | | | |
| PATIENT HISTORY | | | | | |
| Left Foot | | | | | |
| Neuropathic Symptoms | | | True | | |
| Right Foot | | | | | |
| Amputation | | | True | | |
| PHYSICAL EXAMINATION | | | | | |
| Left Foot | | | | | |
| Abnormal Foot Shape | | | True | | |
| Toe Deformities | | | True | | |
| Right Foot | | | | | |
| Swelling or Inflammation | | | True | | |
| Skin Breaks | | | True | | |
| VASCULAR FINDINGS | | | | | |
| Left Foot | | | | | |
| Foot Hair | | | True | | |
| Right Foot | | | | | |
| Post Tibial Pulse | | | True | | |
| FOOTWEAR ASSESSMENT | | | | | |
| Style | | | Good | | |
| Condition | | | Good | | |
| Fit | | | Good | | |
| ACTION PLAN | | | | | |
| Refer To: | | | | | |
| Other | | | True | | |

Mind Map



Excel File/Structure

CEN.Diabetes_Foot_Examination.v1.xlsx

Editor Screenshot

